

Visual - Template Tool

PL

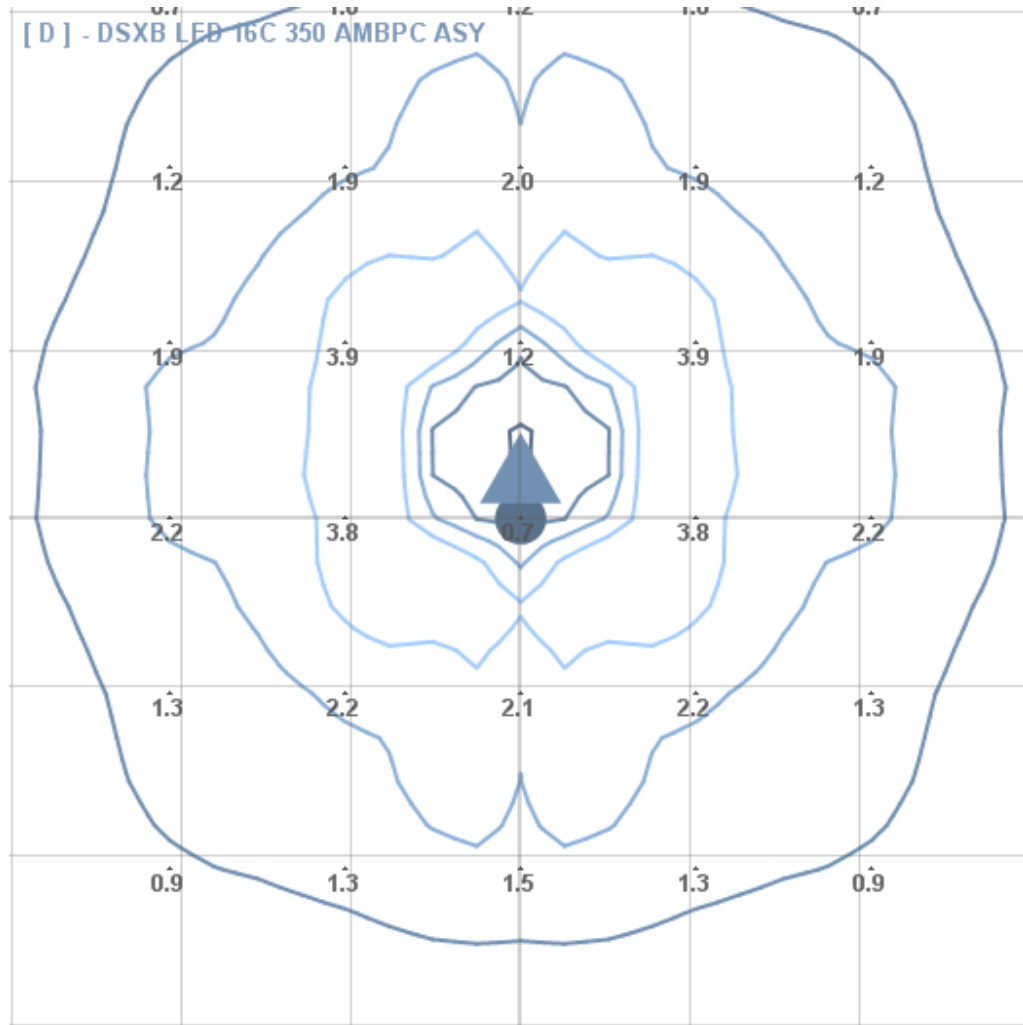


Friday, October 27, 2023

Design Information

Project
Description

Name
Company
Phone
Email



[D] - DSXB LED 16C 350 AMBPC ASY MVOLT



Manufacturer
Lamp Lumens
Lamp Quantity
Light Loss Factor
Input Power
Max Illuminance

Lithonia Lighting Configuration
836 Orientation
1 Mounting Height
1 Arm Length
20 Tilt
6 Area > 0.1fc

Single
Single
4.25
1
0
782

These lighting calculation results are for general informational purposes only and are provided without warranty as to accuracy, completeness, reliability or otherwise. Results are based on user provided data and data provided from publicly available sources; actual field conditions may affect calculated output. Visit www.Visual-3D.com.

Visual - Template Tool

S



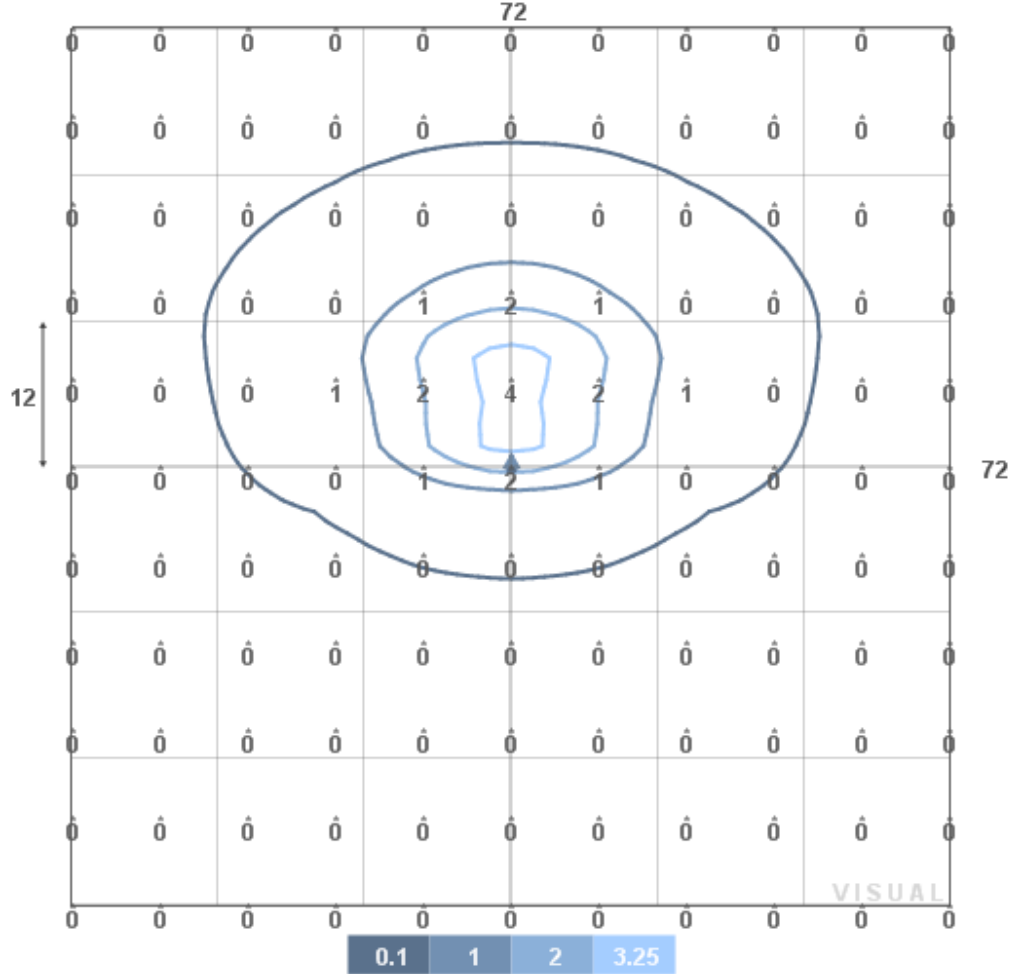
Monday, October 30, 2023

Design Information

Project
Description

Name
Company
Phone
Email

[E] - WDGE1 LED P1 50K 80CRI VW



[E] - WDGE1 LED P1 50K 80CRI VW



Manufacturer
Lamp Lumens
Lamp Quantity
Light Loss Factor
Input Power
Max Illuminance

Lithonia Lighting Configuration
1237 Orientation
1 Mounting Height
1 Arm Length
10 Tilt
4 Area > 0.1fc

Single
Single
12
1
0
1406

These lighting calculation results are for general informational purposes only and are provided without warranty as to accuracy, completeness, reliability or otherwise. Results are based on user provided data and data provided from publicly available sources; actual field conditions may affect calculated output. Visit www.Visual-3D.com.

L1B Visual Template Tool™



File Help Tools

Settings

Units
 Precision

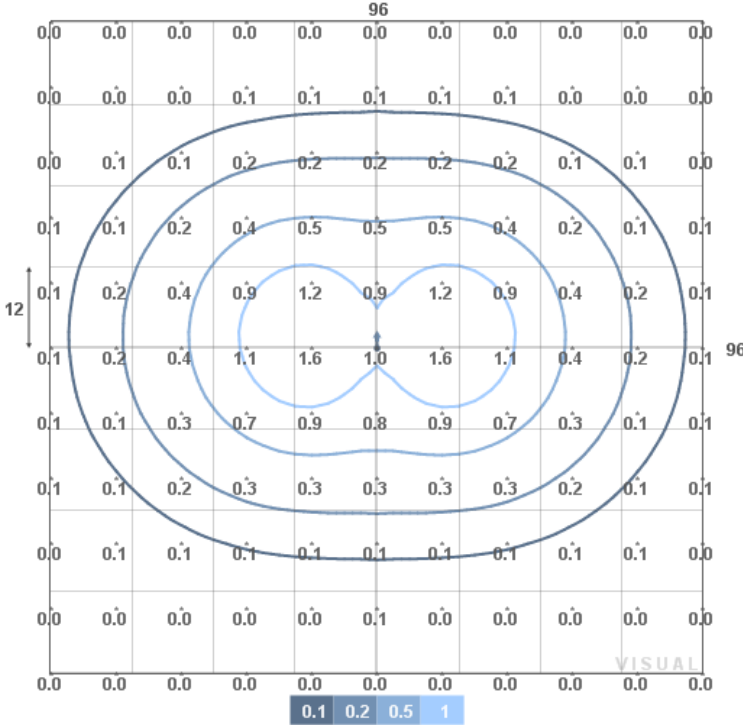
Calculation Area

Area Length ft
 Area Width ft
 Point Spacing X ft
 Point Spacing Y ft
 Gridlines ft

Criteria

Illuminance fc

[C] - RAD1 LED P1 30K PATH



Calculation Results

Calculation Area	96 by 96	ft
Point Spacing	9.6 by 9.6	ft
Max Illuminance	1.6	fc
Area > 0.5 fc	1659	ft²

Display

Points
 Area

 C --
 0.1 fc
 0.2 fc
 0.5 fc
 1 fc

Project Information

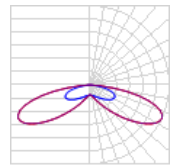
A B C +



Lithonia Lighting

[C] - RAD1 LED P1 30K PATH

Configuration	<input type="text" value="Single"/>	Light Loss Factor	<input type="text" value="1"/>	Lamp Quantity	<input type="text" value="1"/>
Mounting Height	<input type="text" value="12"/>	Orientation	<input type="text" value="0"/>	Lumens Per Lamp	<input type="text" value="2785"/>
Support Length	<input type="text" value="1"/>	Tilt	<input type="text" value="0"/>	Wattage	<input type="text" value="25.4"/>



Copyright 2011-2022, Acuity Brands Lighting, Inc. Visual Template Tool version: 2.0.1.0. Results generated by this tool are provided for informational purposes only, without any warranty as to accuracy, completeness, reliability or otherwise. The calculated results may be dependent on user provided data or data provided from publicly available sources, and do not take into account all factors and circumstances. The Visual Support Center is available at support@visual-3d.com.



Visual - Template Tool

L1A20



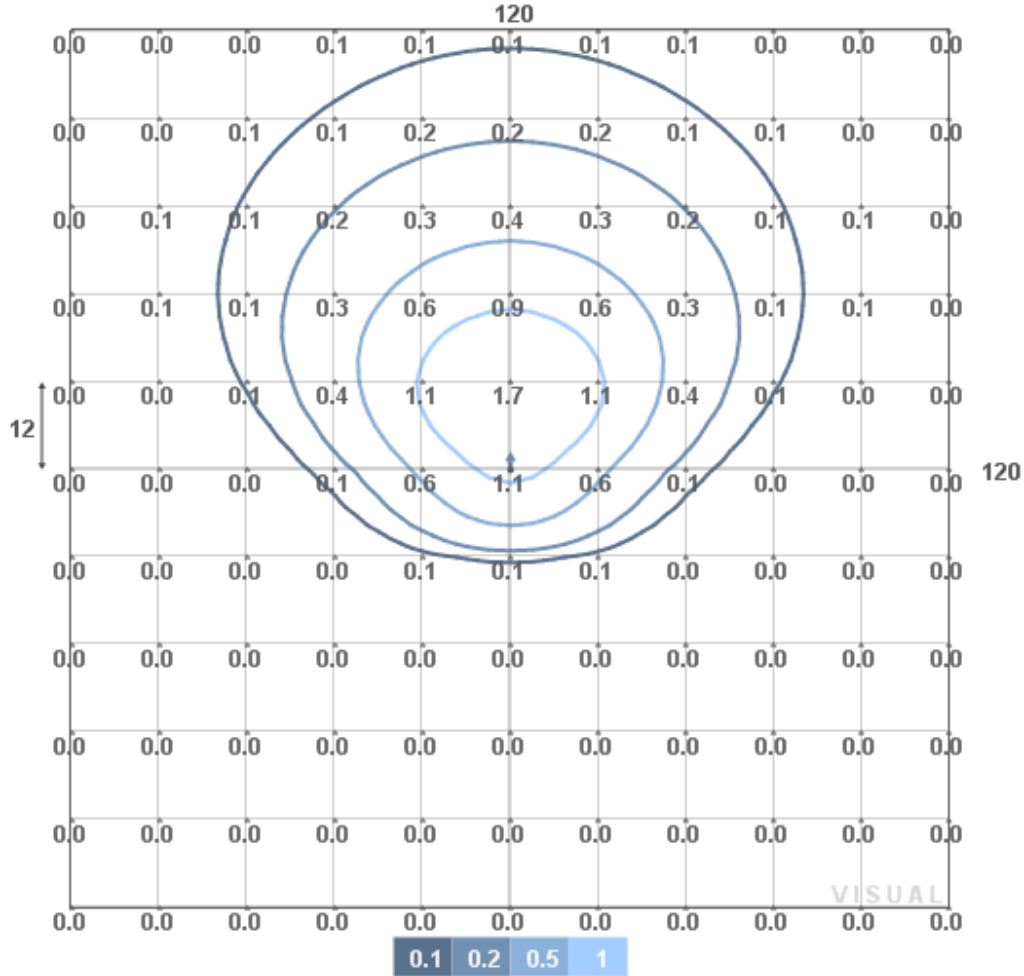
Monday, October 30, 2023

Design Information

Project
Description

Name
Company
Phone
Email

[B] - RAD1 LED P1 30K ASY HS



[B] - RAD1 LED P1 30K ASY HS



Manufacturer	Lithonia Lighting Configuration	Single
Lamp Lumens	2872 Orientation	Single
Lamp Quantity	1 Mounting Height	12
Light Loss Factor	1 Arm Length	1
Input Power	25.4 Tilt	20
Max Illuminance	2 Area > 0.1fc	4356

These lighting calculation results are for general informational purposes only and are provided without warranty as to accuracy, completeness, reliability or otherwise. Results are based on user provided data and data provided from publicly available sources; actual field conditions may affect calculated output. Visit www.Visual-3D.com .

Visual - Template Tool

L1A45



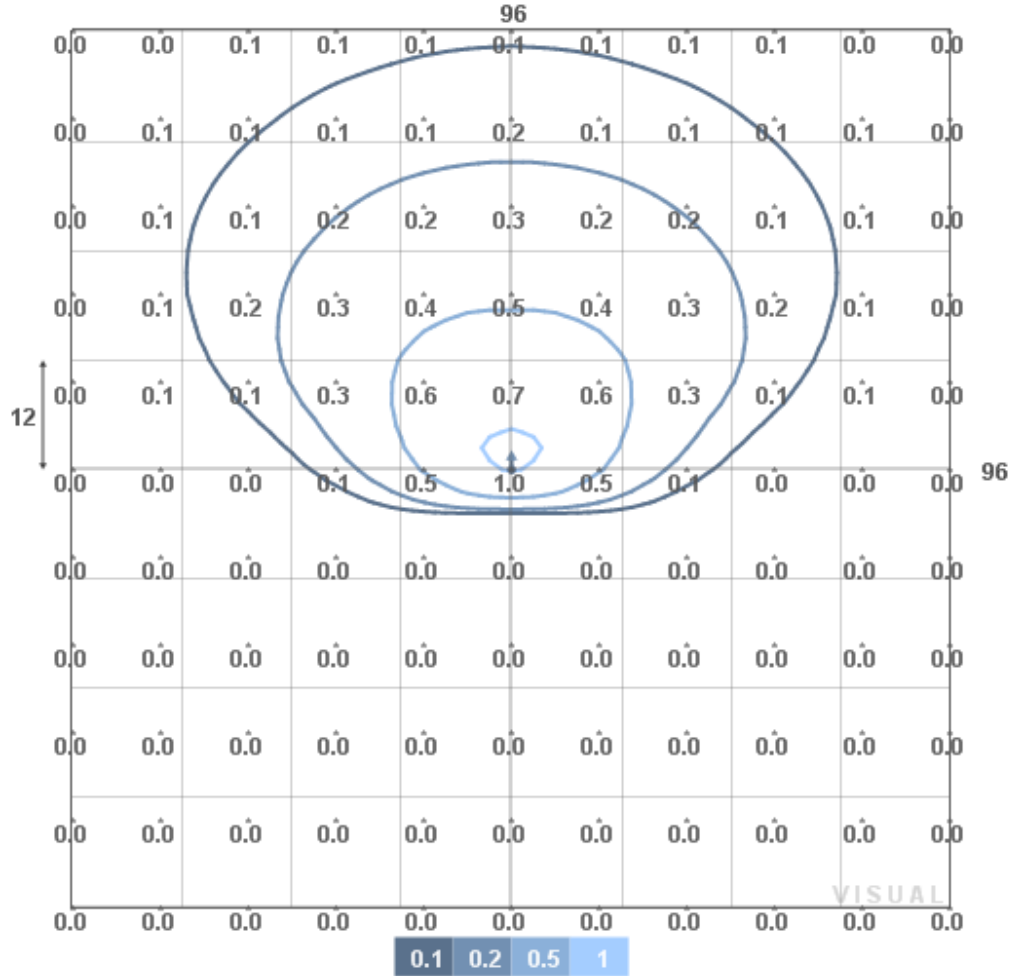
Monday, October 30, 2023

Design Information

Project
Description

Name
Company
Phone
Email

[C] - RAD1 LED P1 30K ASY HS



[C] - RAD1 LED P1 30K ASY HS



Manufacturer	Lithonia Lighting Configuration	Single
Lamp Lumens	2872 Orientation	Single
Lamp Quantity	1 Mounting Height	12
Light Loss Factor	1 Arm Length	1
Input Power	25.4 Tilt	45
Max Illuminance	1 Area > 0.1fc	2863

These lighting calculation results are for general informational purposes only and are provided without warranty as to accuracy, completeness, reliability or otherwise. Results are based on user provided data and data provided from publicly available sources; actual field conditions may affect calculated output. Visit www.Visual-3D.com.

Visual - Template Tool

L1A45



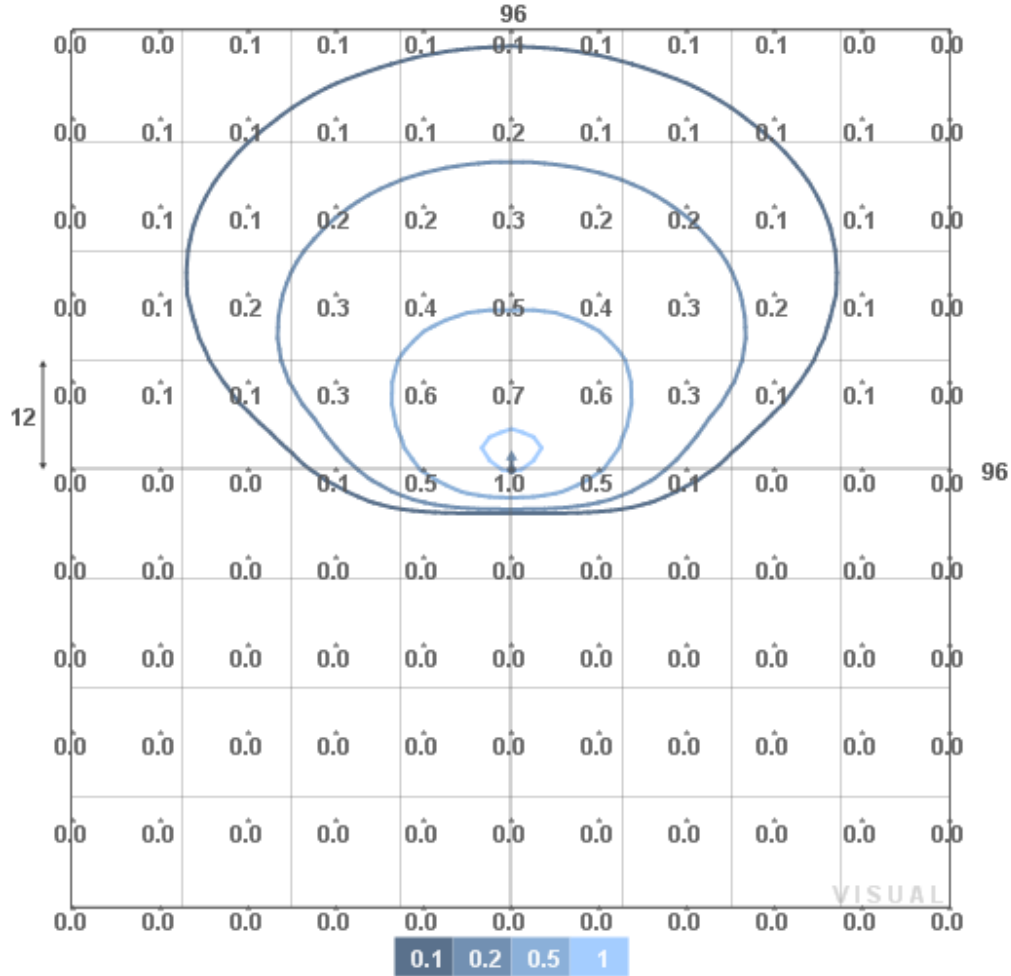
Monday, October 30, 2023

Design Information

Project
Description

Name
Company
Phone
Email

[C] - RAD1 LED P1 30K ASY HS



[C] - RAD1 LED P1 30K ASY HS



Manufacturer	Lithonia Lighting Configuration	Single
Lamp Lumens	2872 Orientation	Single
Lamp Quantity	1 Mounting Height	12
Light Loss Factor	1 Arm Length	1
Input Power	25.4 Tilt	45
Max Illuminance	1 Area > 0.1fc	2863

These lighting calculation results are for general informational purposes only and are provided without warranty as to accuracy, completeness, reliability or otherwise. Results are based on user provided data and data provided from publicly available sources; actual field conditions may affect calculated output. Visit www.Visual-3D.com.

Visual - Template Tool

L1E



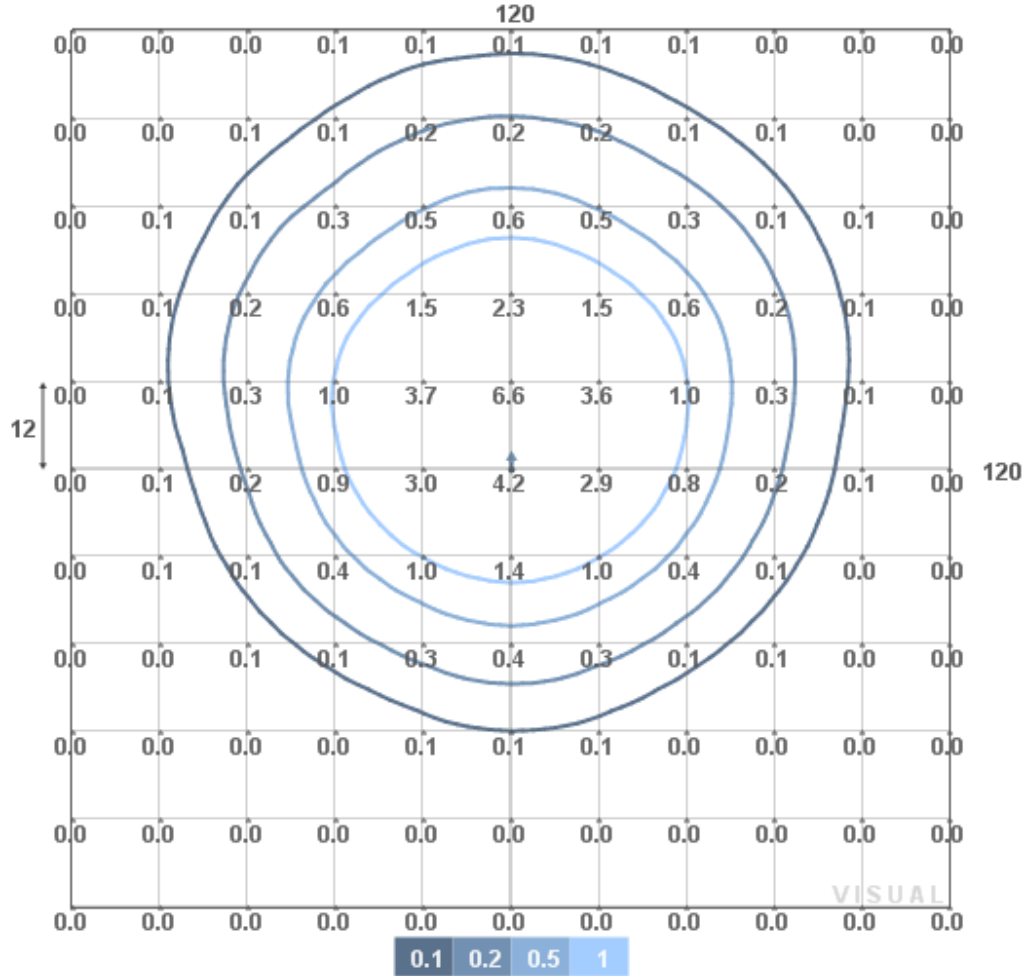
Monday, October 30, 2023

Design Information

Project
Description

Name
Company
Phone
Email

[C] - RAD1 LED P3 30K ASY



[C] - RAD1 LED P3 30K ASY



Manufacturer	Lithonia Lighting Configuration	Single
Lamp Lumens	7020 Orientation	Single
Lamp Quantity	1 Mounting Height	12
Light Loss Factor	1 Arm Length	1
Input Power	53.6 Tilt	0
Max Illuminance	7 Area > 0.1fc	6633

These lighting calculation results are for general informational purposes only and are provided without warranty as to accuracy, completeness, reliability or otherwise. Results are based on user provided data and data provided from publicly available sources; actual field conditions may affect calculated output. Visit www.Visual-3D.com.

Visual - Template Tool

L1C



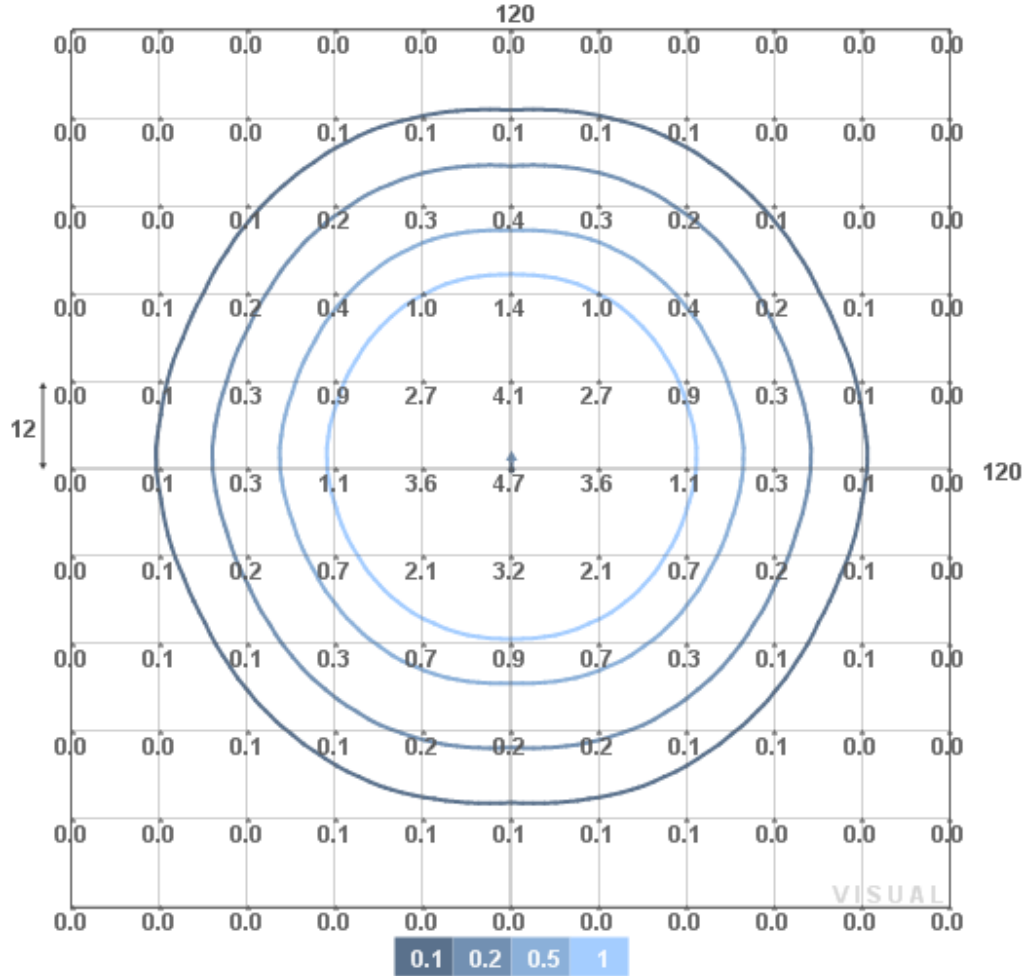
Monday, October 30, 2023

Design Information

Project
Description

Name
Company
Phone
Email

[E] - RAD1 LED P3 30K SYM



[E] - RAD1 LED P3 30K SYM



Manufacturer	Lithonia Lighting Configuration	Single
Lamp Lumens	7382 Orientation	Single
Lamp Quantity	1 Mounting Height	12
Light Loss Factor	1 Arm Length	1
Input Power	53.6 Tilt	0
Max Illuminance	5 Area > 0.1fc	7326

These lighting calculation results are for general informational purposes only and are provided without warranty as to accuracy, completeness, reliability or otherwise. Results are based on user provided data and data provided from publicly available sources; actual field conditions may affect calculated output. Visit www.Visual-3D.com.

Visual - Template Tool

L1D



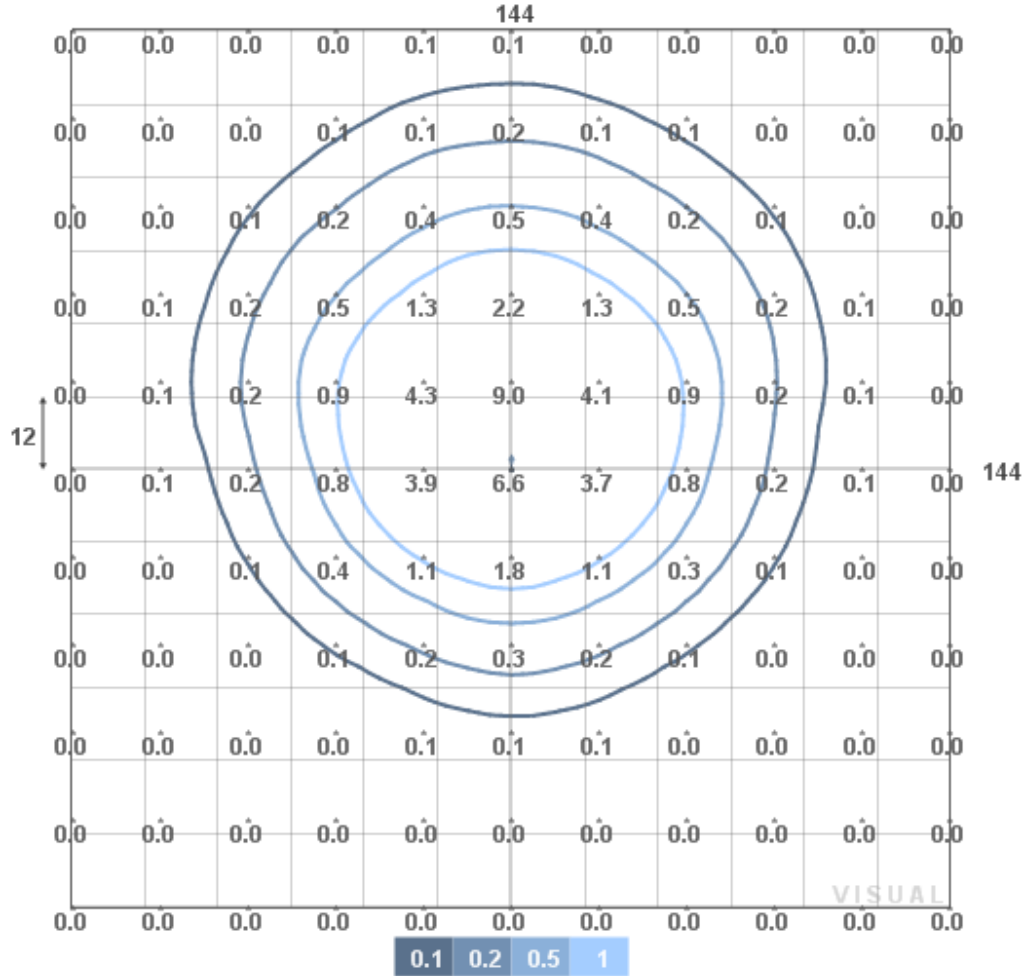
Monday, October 30, 2023

Design Information

Project
Description

Name
Company
Phone
Email

[B] - RAD1 LED P4 30K ASY



[B] - RAD1 LED P4 30K ASY



Manufacturer	Lithonia Lighting Configuration	Single
Lamp Lumens	11156 Orientation	Single
Lamp Quantity	1 Mounting Height	12
Light Loss Factor	1 Arm Length	1
Input Power	85.7 Tilt	0
Max Illuminance	11 Area > 0.1fc	8346

These lighting calculation results are for general informational purposes only and are provided without warranty as to accuracy, completeness, reliability or otherwise. Results are based on user provided data and data provided from publicly available sources; actual field conditions may affect calculated output. Visit www.Visual-3D.com.

Visual - Template Tool

L1F



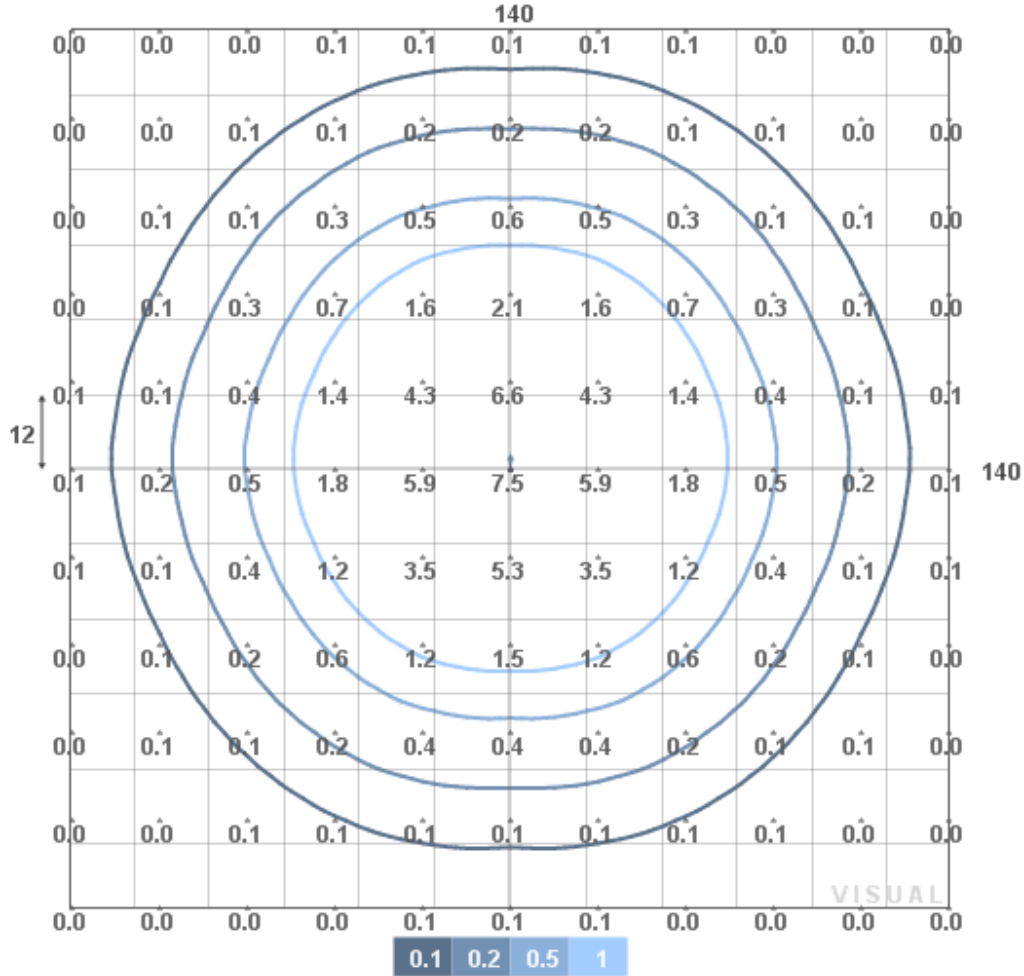
Monday, October 30, 2023

Design Information

Project
Description

Name
Company
Phone
Email

[D] - RAD1 LED P5 30K SYM



[D] - RAD1 LED P5 30K SYM



Manufacturer	Lithonia Lighting Configuration	Single
Lamp Lumens	16336 Orientation	Single
Lamp Quantity	1 Mounting Height	14
Light Loss Factor	1 Arm Length	1
Input Power	121.9 Tilt	0
Max Illuminance	8 Area > 0.1fc	12593

These lighting calculation results are for general informational purposes only and are provided without warranty as to accuracy, completeness, reliability or otherwise. Results are based on user provided data and data provided from publicly available sources; actual field conditions may affect calculated output. Visit www.Visual-3D.com.

Visual - Template Tool W



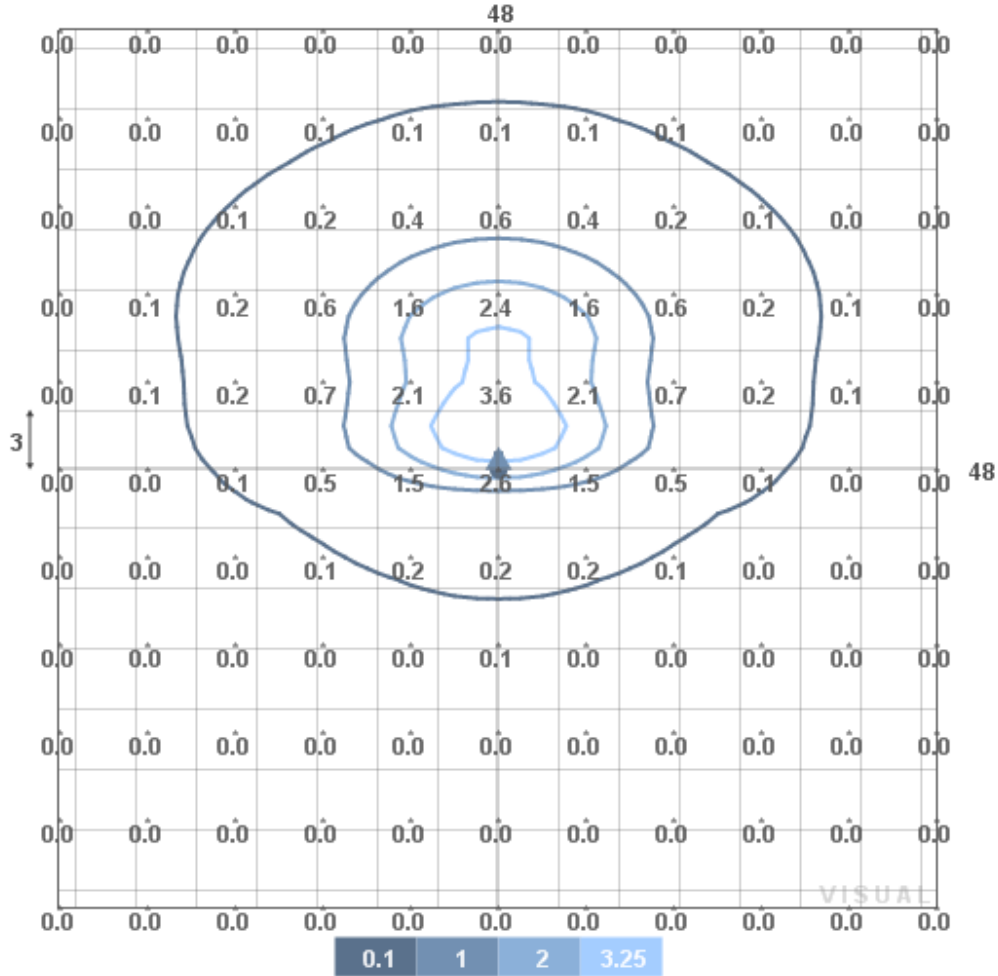
Monday, October 30, 2023

Design Information

Project
Description

Name
Company
Phone
Email

[E1] - WDGE1 LED P0 27K 80CRI VF



[E1] - WDGE1 LED P0 27K 80CRI VF



Manufacturer	Lithonia Lighting Configuration	Single
Lamp Lumens	693 Orientation	Single
Lamp Quantity	1 Mounting Height	8
Light Loss Factor	1 Arm Length	1
Input Power	6.8 Tilt	0
Max Illuminance	5 Area > 0.1fc	746

These lighting calculation results are for general informational purposes only and are provided without warranty as to accuracy, completeness, reliability or otherwise. Results are based on user provided data and data provided from publicly available sources; actual field conditions may affect calculated output. Visit www.Visual-3D.com.

Visual - Template Tool

Wa



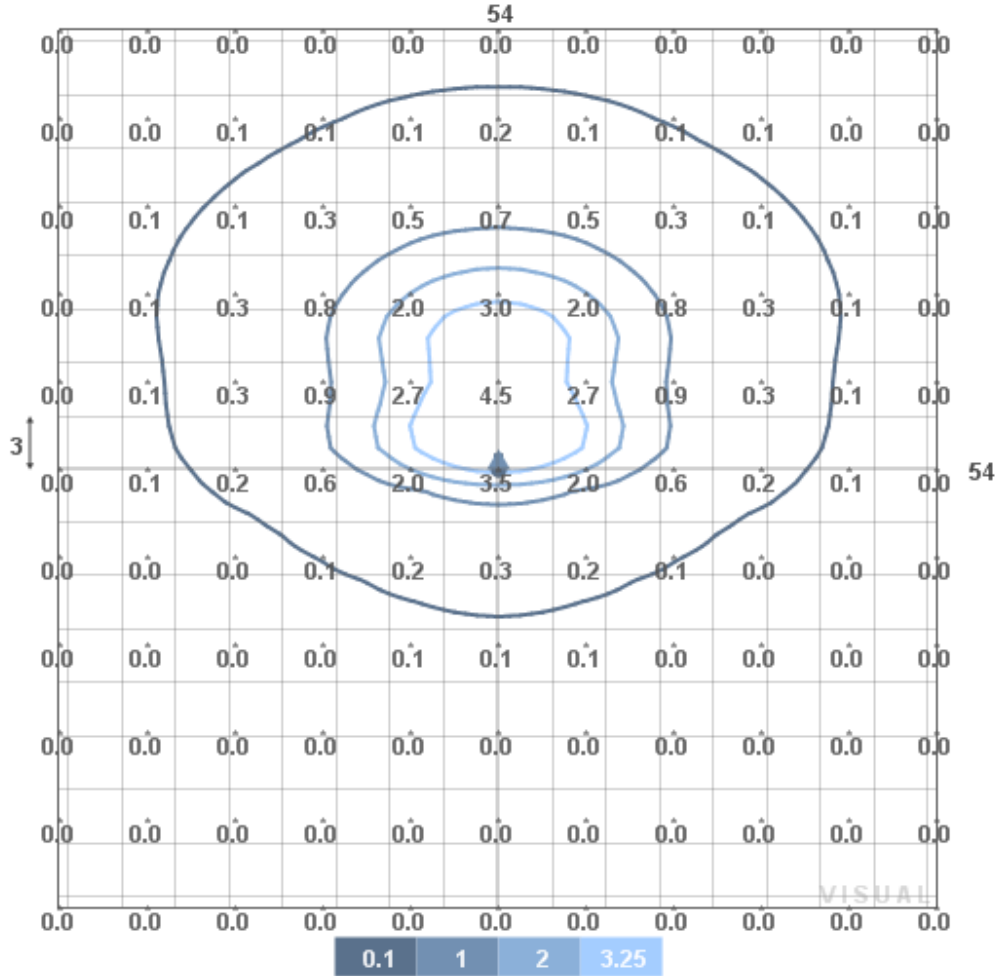
Monday, October 30, 2023

Design Information

Project
Description

Name
Company
Phone
Email

[E1] - WDGE1 LED P1 27K 80CRI VF



[E1] - WDGE1 LED P1 27K 80CRI VF



Manufacturer
Lamp Lumens
Lamp Quantity
Light Loss Factor
Input Power
Max Illuminance

Lithonia Lighting Configuration
1120 Orientation
1 Mounting Height
1 Arm Length
10 Tilt
6 Area > 0.1fc

Single
Single
9
1
0
1068

These lighting calculation results are for general informational purposes only and are provided without warranty as to accuracy, completeness, reliability or otherwise. Results are based on user provided data and data provided from publicly available sources; actual field conditions may affect calculated output. Visit www.Visual-3D.com.

Visual - Template Tool

S



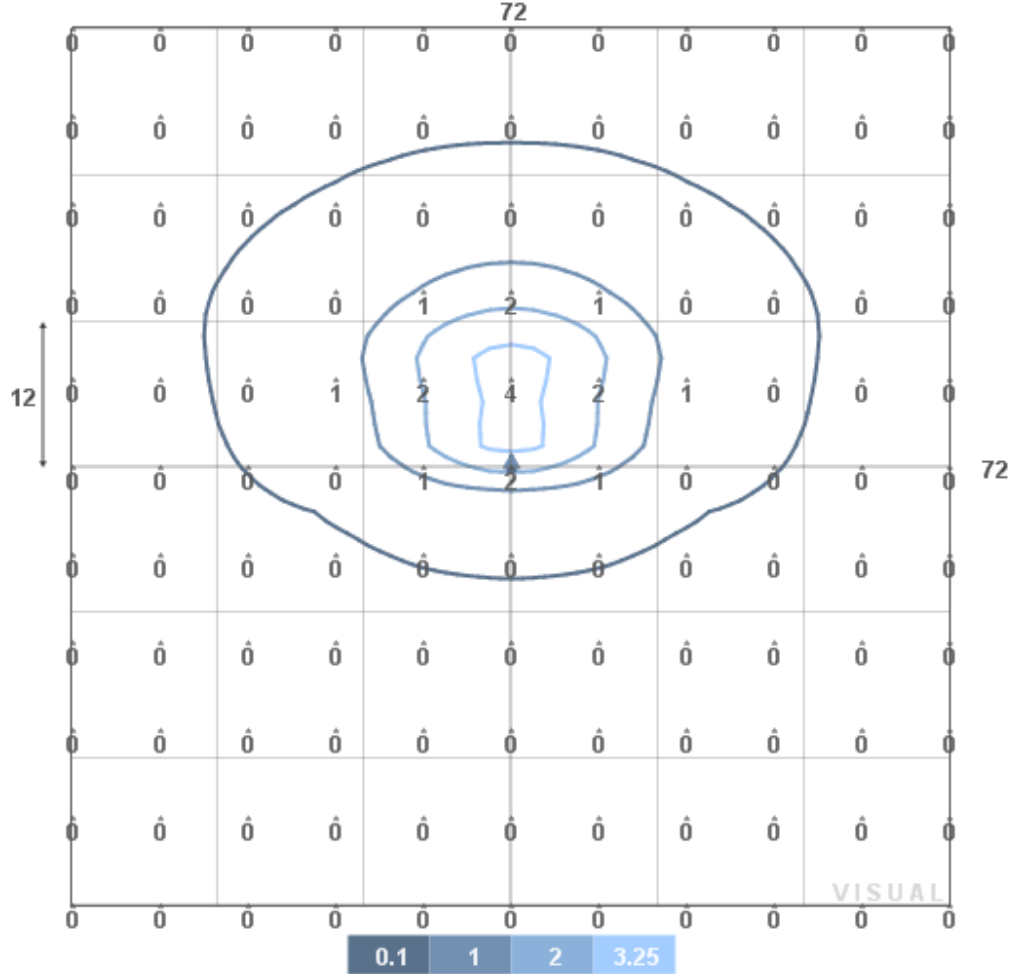
Monday, October 30, 2023

Design Information

Project
Description

Name
Company
Phone
Email

[E] - WDGE1 LED P1 50K 80CRI VW



[E] - WDGE1 LED P1 50K 80CRI VW



Manufacturer
Lamp Lumens
Lamp Quantity
Light Loss Factor
Input Power
Max Illuminance

Lithonia Lighting Configuration
1237 Orientation
1 Mounting Height
1 Arm Length
10 Tilt
4 Area > 0.1fc

Single
Single
12
1
0
1406

These lighting calculation results are for general informational purposes only and are provided without warranty as to accuracy, completeness, reliability or otherwise. Results are based on user provided data and data provided from publicly available sources; actual field conditions may affect calculated output. Visit www.Visual-3D.com.