


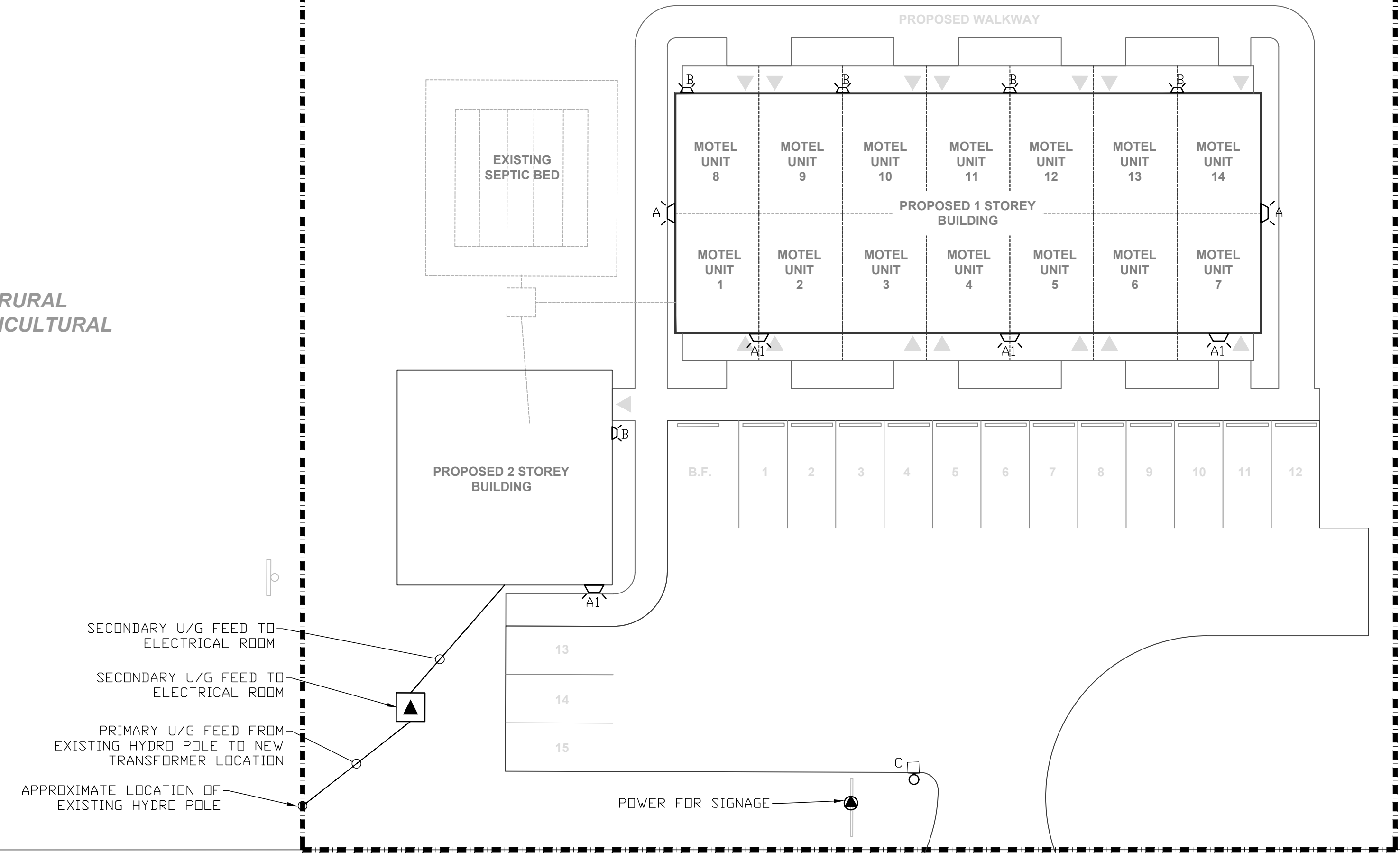
| LEGEND | |
|--------|-------------------------|
| | PRIMARY FEED |
| | SECONDARY FEED |
| | PAD MOUNTED TRANSFORMER |

RURAL AGRICULTURAL



RURAL AGRICULTURAL

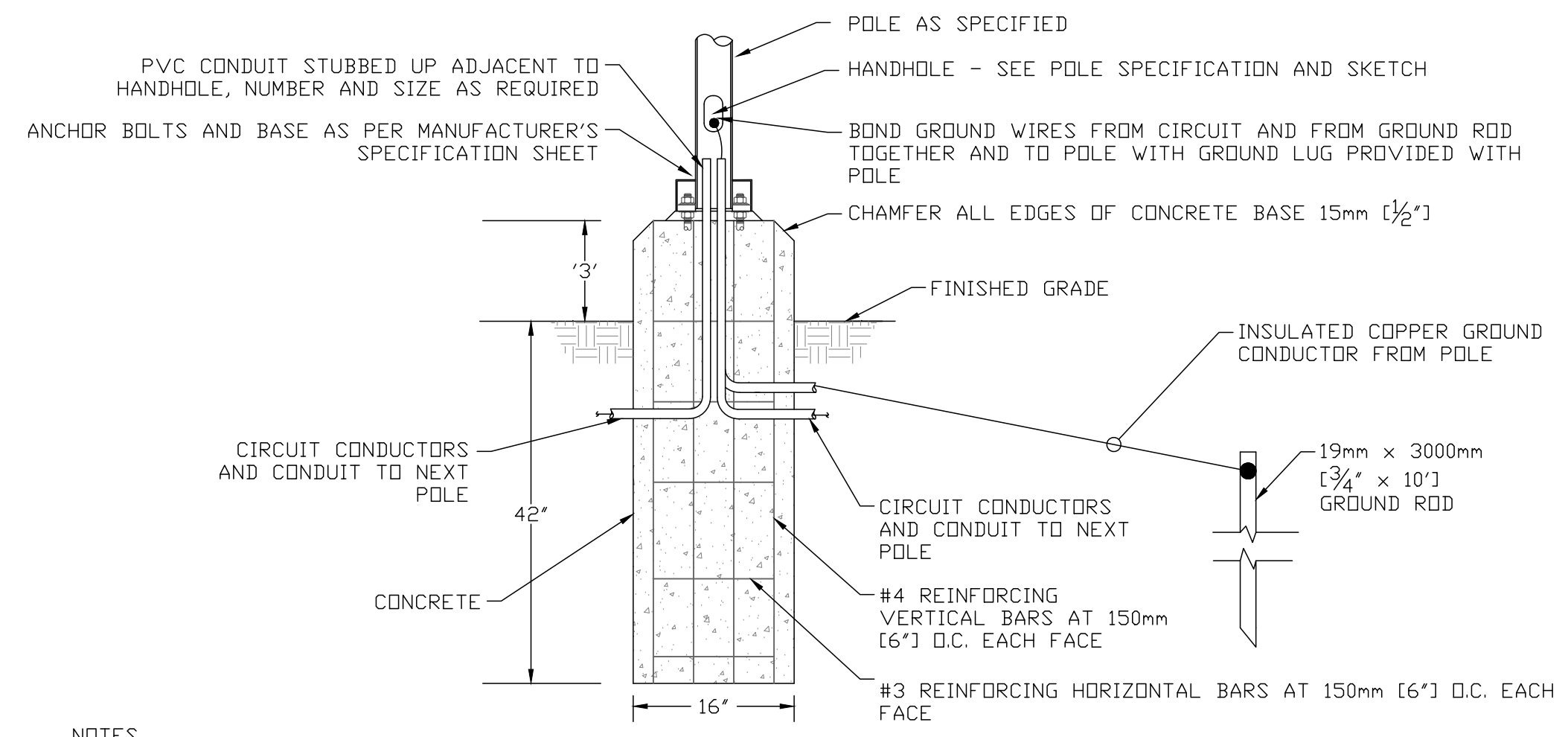
RURAL AGRICULTURAL



1 ELECTRICAL SITE PLAN
E1 SCALE: 1:200

LIGHTING SCHEDULE

| SYMBOL | MODEL NUMBER | MANUFACTURER | DESCRIPTION |
|--------|------------------------------------|--------------------------|--|
| A | GAW-SA1A-740-U-SL2-BZ-AHD145-BPC | EATON-INVUE | WALL MOUNTED LED LUMINAIRE, 600mA DRIVE CURRENT, 1 LIGHT SQUARE (34W, 4883 LUMENS), 120V, TYPE II DISTRIBUTION WITH SPILL CONTROL, BRONZE IN COLOUR, 4000K, COMPLETE WITH AFTER HOURS DIM, 5 HOURS, PHOTOCONTROL |
| A1 | GAW-SA1A-740-T4FT-WM-BZ-AHD145-BPC | EATON-INVUE | WALL MOUNTED LED LUMINAIRE, 600mA DRIVE CURRENT, 1 LIGHT SQUARE (34W, 5008 LUMENS), 120V, TYPE IV FORWARD THROW DISTRIBUTION WITH SPILL CONTROL, BRONZE IN COLOUR, 4000K, COMPLETE WITH AFTER HOURS DIM, 5 HOURS, PHOTOCONTROL |
| C | XTOR1B-W-PC1 | COOPER LIGHTING - LUMARK | WALL MOUNTED LED FIXTURE, 1396 LUMENS, 12W, 120V, 4000K, FULL CUTOFF & DARK SKY COMPLIANT, BRONZE IN COLOUR C/W BUTTON TYPE PHOTOCONTROL |



NOTES
 1. CONCRETE IN POLE BASES SHALL BE VIBRATED.
 2. REINFORCING RODS SHALL BE COVERED BY A MINIMUM OF 3" CONCRETE.
 4. A MINIMUM OF TWO CONDUITS SHALL BE INSTALLED FOR EACH CONCRETE BASE, UNLESS OTHERWISE SHOWN.
 5. CONTRACTOR TO OBTAIN MANUFACTURER DETAILS FOR POLE AND CONFIRM POLE BASE PLATE OPENING DIAMETER, AND BOLT CIRCLE DIAMETER AND BASE DIMENSIONS SIZE, PRIOR TO INSTALLING CONDUIT SLEEVES.
 7. BASE SHALL NOT BE BLOCKED OR GROUTED TO ENSURE PROPER DRAINAGE.

4 POLE BASE DETAIL
E1 SCALE: N.T.S.



2 KEY PLAN
E1 SCALE: 1:10000

NOT FOR CONSTRUCTION

| Rev. | Date | Description | By | App. |
|------|----------|----------------------|-----|------|
| - | - | - | - | - |
| P1 | 23/02/09 | RE-ISSUED FOR REVIEW | PGB | - |
| P0 | 23/01/23 | ISSUED FOR REVIEW | PGB | - |

BERTHELOT ENGINEERING LTD
 2193 Lynhaven Rd., Peterborough, ON. K9K 1W8
 Tel: (705) 775-1517
 Email: pberthelot@bertheloteng.com

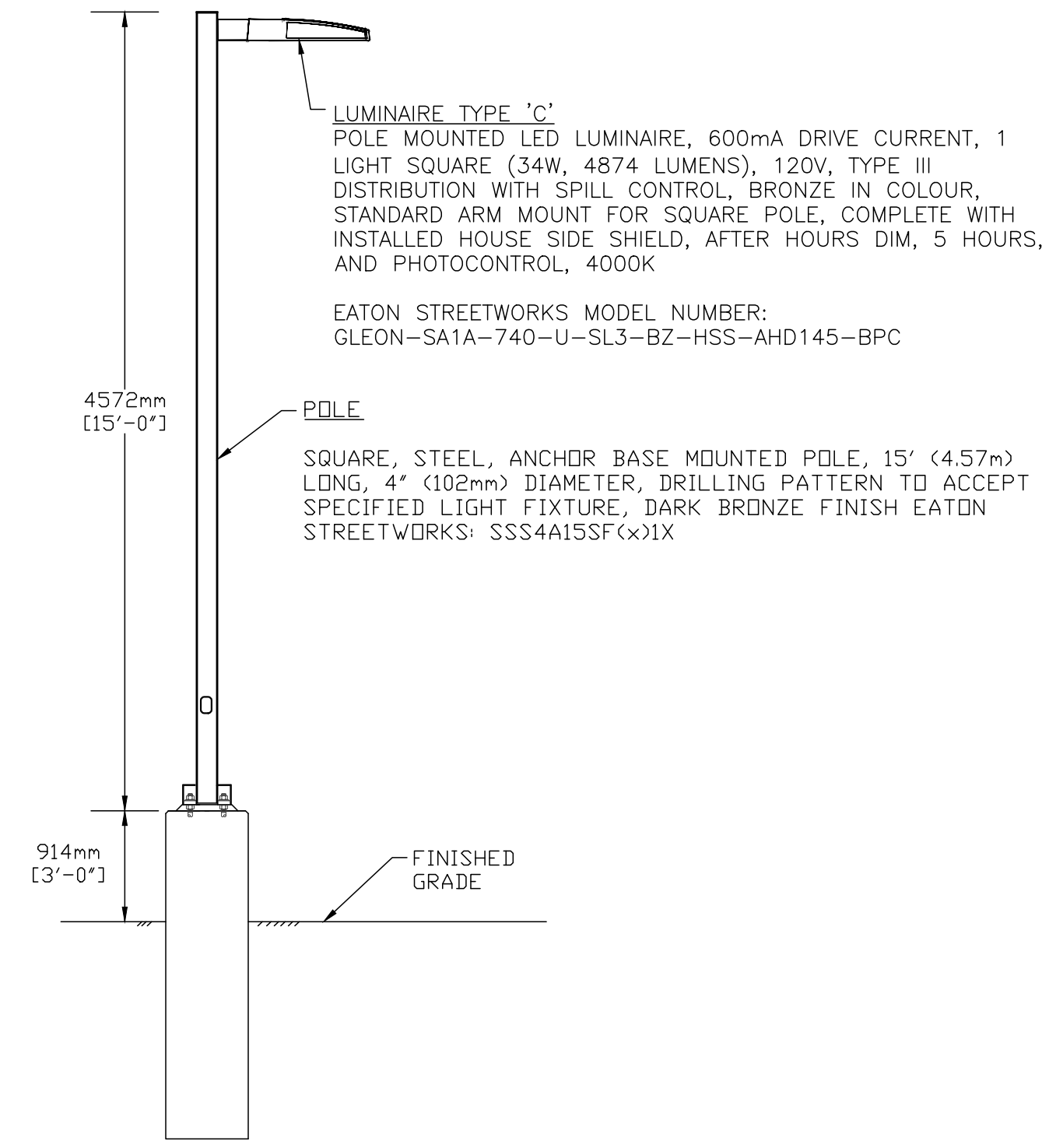
| | |
|--------|--------------|
| DWN. | T. ST. JEAN |
| CHK. | P. BERTHELOT |
| DSN. | PGB/TMS |
| SCALE: | AS NOTED |

PRELIMINARY
Feb. 9, 23

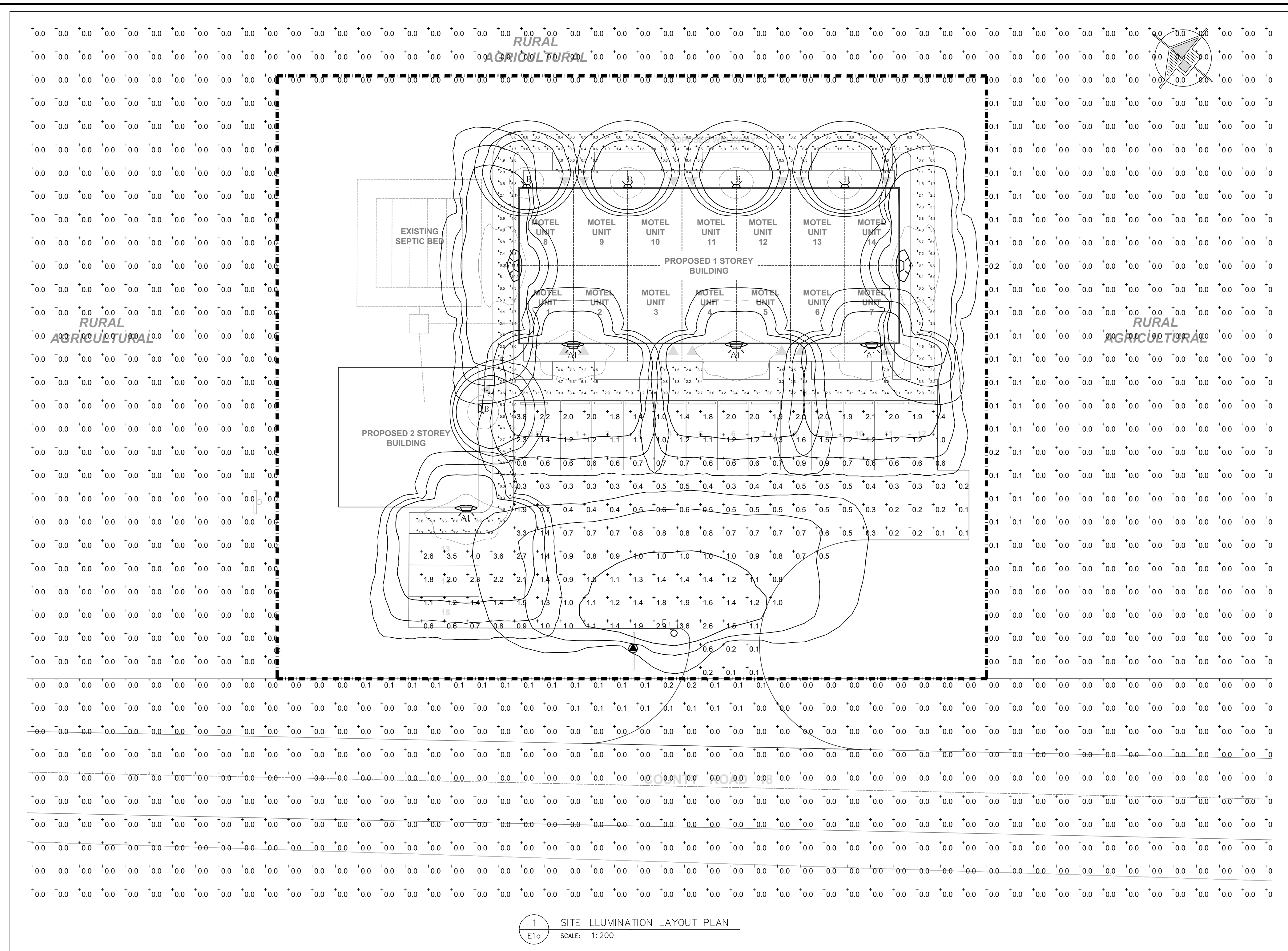
PROJECT **OUTERBANKS MOTEL FRASER YOUNG**
 Part of Lot 4, Concession of East Lake Township of Athol, Prince Edward County, Ontario

TITLE **PROPOSED EXTERIOR LIGHTING PLAN (A)**

| | | | |
|----------|-----|----------|---------|
| FILE No. | 562 | DWG. No. | SPCA-7A |
|----------|-----|----------|---------|



3 LUMINAIRE TYPE 'C' ASSEMBLY
E1 SCALE: N.T.S.



LIGHTING CALCULATION RESULTS

PARKING LOT
 AVERAGE: = 1.1 fc
 MAXIMUM: = 4.0 fc
 MINIMUM: = 0.1 fc
 MAX/MIN: = 40:01
 AVG/MIN = 11:01

SIDEWALK
 AVERAGE: = 2.7 fc
 MAXIMUM: = 11.1 fc
 MINIMUM: = 0.1 fc
 MAX/MIN: = 111:01
 AVG/MIN = 27:01

SPILL
 AVERAGE: = 0.0 fc
 MAXIMUM: = 0.2 fc
 MINIMUM: = 0.0 fc
 MAX/MIN: = N/A
 AVG/MIN = N/A

LEGEND

| | |
|--|-------------------------------------|
| | PROPOSED WALL MOUNTED LED LUMINAIRE |
| | PROPOSED WALL MOUNTED LED LUMINAIRE |
| | PROPOSED WALL MOUNTED LED LUMINAIRE |
| | PROPOSED POLE MOUNTED LED LUMINAIRE |

NOT FOR CONSTRUCTION

| Rev. | Date | Description | By | App. |
|------|----------|----------------------|-----|------|
| P1 | 23/02/09 | RE-ISSUED FOR REVIEW | PGB | - |
| P0 | 23/01/23 | ISSUED FOR REVIEW | PGB | - |

BERTHELOT ENGINEERING LTD
 2193 Lynhaven Rd., Peterborough, ON, K9K 1W8
 Tel: (705) 775-1517
 Email: pberthelot@bertheloteng.com

| | |
|--------|--------------|
| DWN. | T. ST. JEAN |
| CHK. | P. BERTHELOT |
| DSN. | PGB/TMS |
| SCALE: | AS NOTED |

PRELIMINARY
Feb. 9, 23

PROJECT: **OUTERBANKS MOTEL FRASER YOUNG**
 Part of Lot 4, Concession of East Lake
 Township of Athol, Prince Edward County, Ontario

TITLE: **PROPOSED EXTERIOR LIGHTING PLAN (B)**

FILE No. 562 DWG. No. **SPCA-7B**