



COPYRIGHT
 This drawing and design is the property of A2FL Engineering, and shall not be reproduced or distributed, in whole or in part, for any purposes other than reference purposes, without the express written consent of A2FL Engineering.

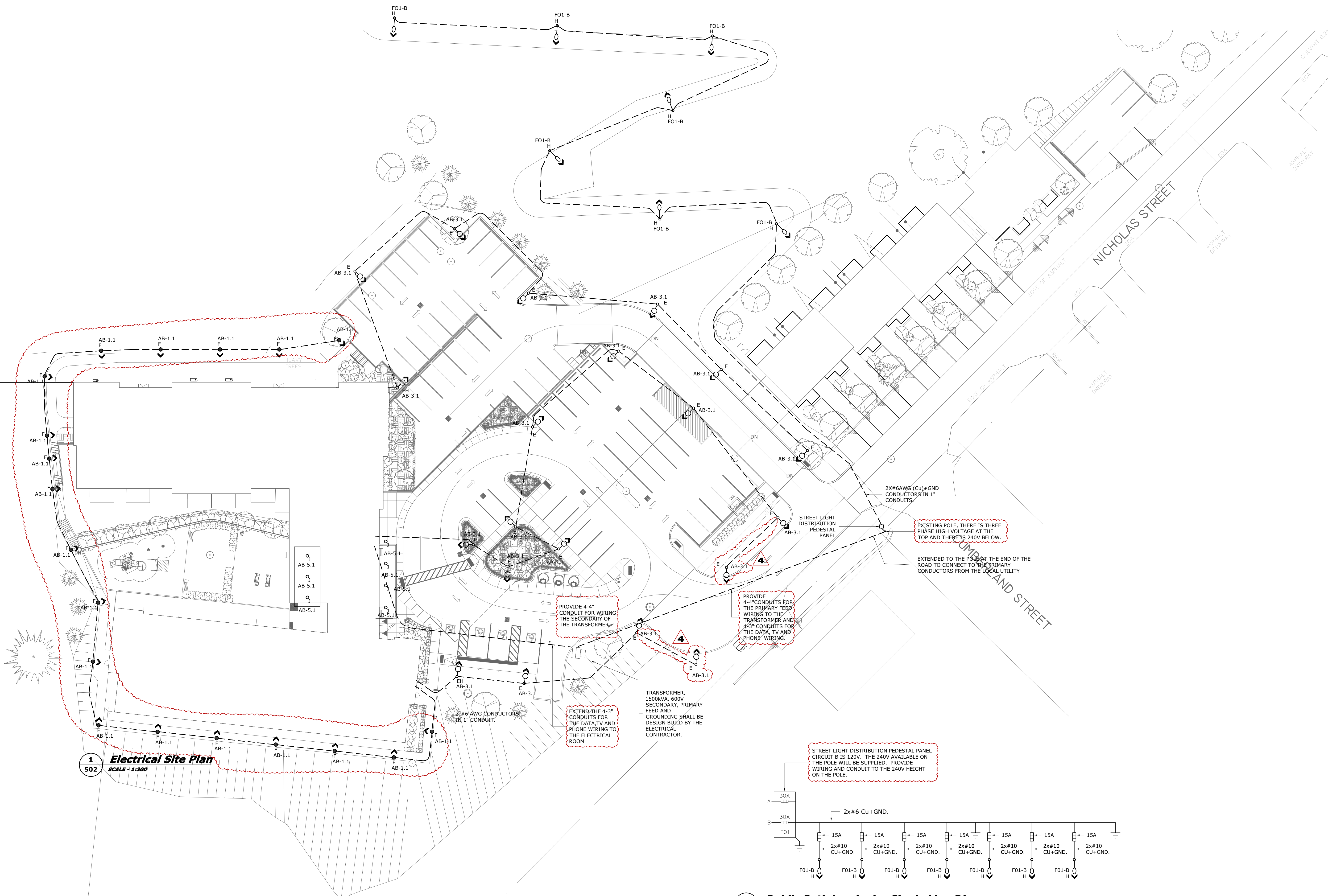
DO NOT SCALE DRAWINGS
 The drawings may have been enlarged or reduced from the original. Check and verify all dimensions and report any discrepancies to the consultant.

IF IN DOUBT ASK...

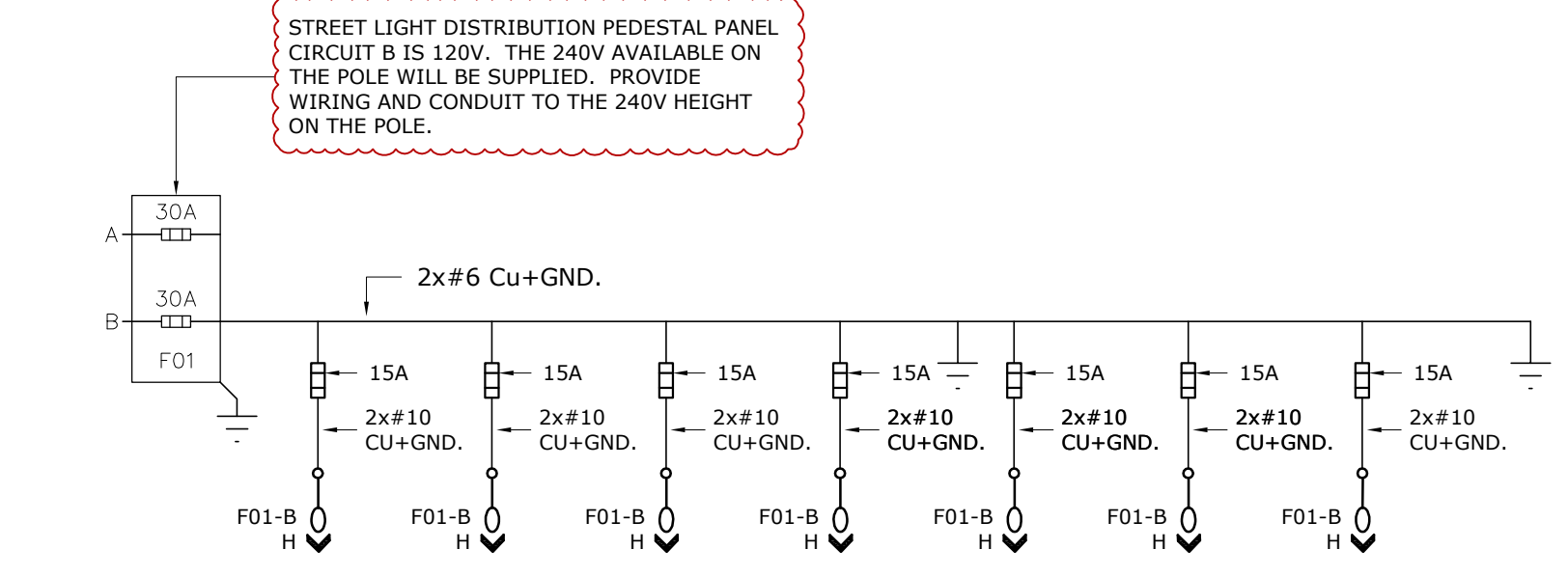


NOTES

ITEM	EXPLANATION
TYPE H POLE	THE LUMINAIRES FOR THE PUBLIC PATH SHALL BE MOUNTED ON WOOD POLES AT 6059MM ABOVE THE GROUND. THE LUMINAIRES SHALL BE MOUNTED ON THE POLE USING A 4' POLE ARM THAT RISES 2'.
TYPE H	THE TYPE H LUMINAIRE SHALL BE THE SAME BRAND THAT IS INSTALLED ON NICHOLAS STREET. THE LUMINAIRE SHALL BE TYPE 2 IN ILLUMINATION AND SHALL PROVIDE A MINIMUM OF 5275 LUMENS.
	THE SINGLE LINE DIAGRAM IS THE CIRCUIT REQUIRED FOR THE PUBLIC PATH LUMINAIRES. A STREET LIGHT DISTRIBUTION PEDESTAL PANEL SHALL BE MOUNTED NEAR THE EXISTING POLE AND THE POWER SHALL BE PROVIDED FROM THE LOCALE 120V AT THE TOP OF THE POLE. EACH LUMINAIRE POLE SHALL HAVE A 15AMP FUSE.
	THE CONDUITS CONNECTING TO THE POLES AND FOR THE PARKING AREA SHALL BE 2" AND THE WIRING SHALL BE #6-AWG-CU.
	THE CONDUITS CONNECTING TO THE BOLLARDS SHALL BE 2" AND THE WIRING SHALL BE #6-AWG-CU.



1
502
Electrical Site Plan
 SCALE - 1:300



2
502
Public Path Luminaire Single Line Diagram

Rev	Description	yyyy.mm.dd
4	RELOCATED TWO TYPE E LUMINAIRES	2026.04.05
3	ADDENDUM 5 REVISIONS	2025.01.29
2	ADDENDUM 4 REVISIONS	2025.01.27
1	ISSUED FOR SITE PLAN CONTROL	2025.10.17

PROJECT: Nicholas Apartments	
ADDRESS: Nicholas Street Picton ON, K0K 2T0	
DRAWING TITLE: Site Plan	
Client Project No.:	502
A2FL Project No.:	
DRAWN BY:	
DESIGN BY:	
Client Project No.:	DRAWING NUMBER