




This drawing is the property of E.R.A. Architects Inc. and may not be used or reproduced without expressed approval. Refer to Engineering drawings before proceeding with work. The Contractor shall verify all dimensions and levels on site and report any discrepancies to E.R.A. before beginning work. Do not scale from the drawings. Use figured dimensions only. The Contractor is responsible for any changes made to the drawings without E.R.A.'s approval.

NO.	DATE	REVISION / ISSUANCE
2	2025-08-12	MINOR SPCA

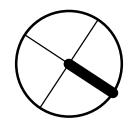
NOT FOR CONSTRUCTION

LEGEND

-  Property Line
-  Vineyard/Apple Orchard
-  Building Outline

DRAFT

E R A info@eraarch.ca | www.eraarch.ca
T: 416.963.4497 F: 416.963.8761
625 Church St, Suite 600
Toronto, Ontario, M4Y 2G1
E.R.A. Architects Inc.



Project

Lost Lake Estate: Farm Winery Retail Store

Address	4415 COUNTY RD 8, PEC, ON, K0K 2T0
For	ART & LORRIE MAW
Project no.	25-045-01
Scale at 11x17	1:5000
Drawn by	KK
Reviewed by	SL
Drawing title	

Context Plan

Sheet no.

A002

