



- NOTES:**
1. THIS DRAWING SHOWS THE OVERALL LAYOUT OF THE AFR SYSTEM.
 2. EXISTING EQUIPMENT AND PLANT AREAS ARE INDICATED FOR REFERENCE ONLY.
 3. ALL DIMENSIONS TO BE FIELD VERIFIED.
 4. DO NOT SCALE DRAWINGS.

PARKING AREA:

PARKING AREA 1:
AREA - 490.88m²
PERIMETER - 111.35m

PARKING AREA 2:
AREA - 1252.85m²
PERIMETER - 170.73m

PARKING AREA 3:
AREA - 7077.21m²
PERIMETER 340.00m

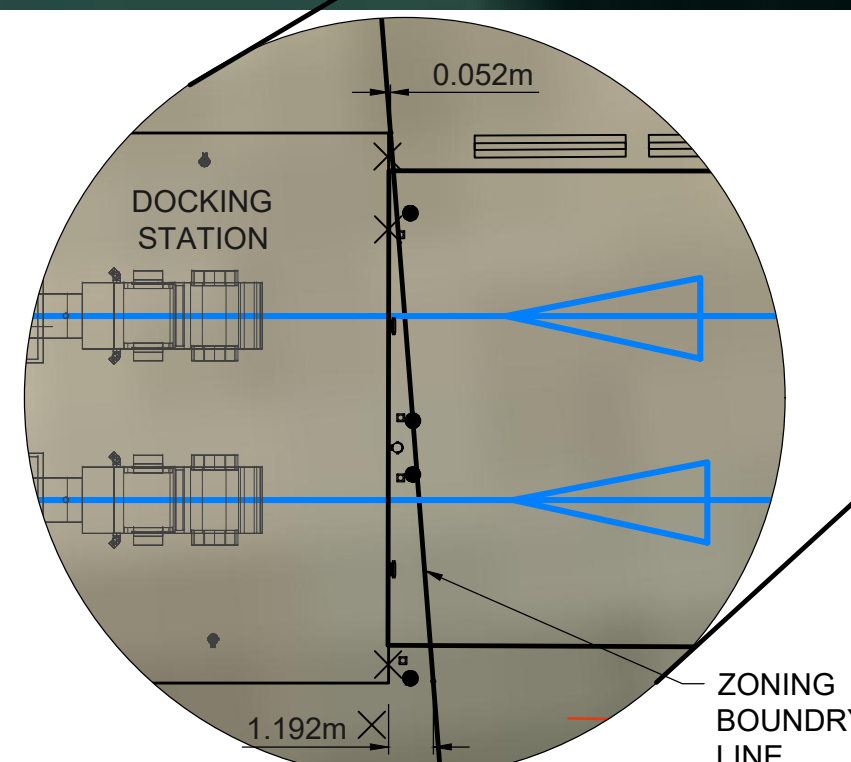
PARKING AREA 4:
AREA - 7580.00m²
PERIMETER - 445.50

TOTAL PARKING AREA:
AREA - 10,871.69m²
PERCENTAGE - 7%

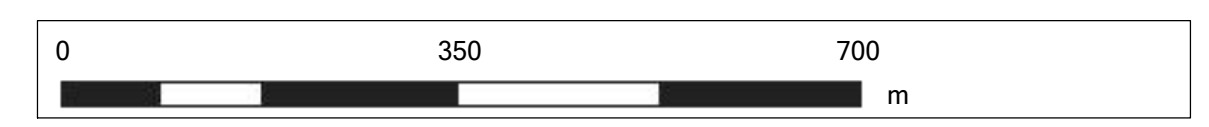
TOTAL PROPERTY AREA:
AREA - 152,941.00m²

- LEGEND:**
- - OUTBOUND TRUCK TRAFFIC
 - - INBOUND TRUCK TRAFFIC
 - - PLANT TRAFFIC
 - - EMERGENCY ROAD
 - SUBJECT AREA
 - PROPERTY LINE
 - MX/MH-3 - ZONING TYPE


FOR PERMIT ONLY
NOT FOR CONSTRUCTION



ENLARGED VIEW AFR PLOT PLAN



SCALE: 1:6250



7611 Pine Valley Dr.
Unit 28
Woodbridge, Ontario
L4L 0A2
Tel: 905.264.7414

EXTERNAL CONTRACTOR

DWG. NO.	TITLE	REV.	DATE	REV.	DATE	ISSUED FOR PERMIT
REFERENCE DRAWINGS		DWN:	-	DWN:	-	
		CHD:	-	CHD:	-	
		APPR:	-	APPR:	-	
		DWN:	-	DWN:	WP	13-05-26
		CHD:	-	CHD:	AM	13-05-26
		APPR:	-	APPR:	IK	13-05-26

Heidelberg Materials
Competence Center Cement NAM
7660 Imperial Way
Allentown, PA 18195

PICTON AFR PROJECT
GENERAL ARRANGEMENT
OVERALL PLOT PLAN
PART OF ROLL NO. 135091802500900

APE#	DATE	DWG. TYPE	SCALE
DRAWN	WP	MAR/2026	1:6250
CHD.	ALT	MAR/2026	
APPR.	IK	MAR/2026	
PLANT PICTON			SHEET
DWG. NO. 724-000-GL-0101			OF
REV. D			